





re.Touch
RITOCOCCO**FACILE**



125 ml



re.Touch

RITOCOFCACILE



MINI LAQUE, POUR UN RESULTAT SUPER.


LAQUE POUR INTERIEUR ET EXTERIEUR

Laque spéciale modifiée uréthane, idéal pour la retouche, le bricolage et les petits travaux.

A MINI ENAMEL, FOR A TOP RESULT

ENAMEL FOR INTERIOR AND EXTERIOR

Special enamel urethane modified, ideal for retouching, DIY and small jobs.



**UN MINI SMALTO,
PER UN MAXI
RISULTATO.**

PER USO
INTERNO
ED ESTERNO.



Re.Touch è uno smalto speciale modificato uretanico, ideale per ritocchi, bricolage e piccoli lavori.

www.farbex.it/retouch.html




re.Touch

RITOCOCCO**FACILE**



01 - argento



02 - oro

125 ml



1,5 mq


PREPARAZIONE DELLA SUPERFICIE

Applicare su supporti portanti, puliti e asciutti ed esenti da sporco e unto e sali.


Su legno nuovo: carteggiare per togliere il pelo del legno; applicare una mano di impregnante. **Su legno già verniciato:** pulire accuratamente asportando le parti non aderenti; stuccare e carteggiare se necessario. **Su ferro nuovo:** sgrassare con diluente o detergente, quindi applicare l'antiruggine. **Su ferro già verniciato:** raschiare bene eventuali vecchie pitture non aderenti e ricoprire con antiruggine le parti di metallo rimesse a nudo.




101 – grigio chiaro



050 – bianco avorio



102 – grigio perla



108 – nocciola chiaro

DILUIZIONE
0÷5

TEMPI DI INDURIMENTO A 20°C – 50% U.R.
al tatto: 6-8 h ripitturabile: 24 h

SURFACE PREPARATION


Surface must be sound, clean, dry and free from dirt and grease.

New timber: sandpaper to remove wood hair; apply one coat of wood stain.


Painted timber: clean thoroughly and remove poorly adhering parts; plaster and sandpaper if necessary.

Ferrous metal: remove grease, then apply a rust inhibitor primer.

Painted ferrous metal: remove any loose, flaking coating and material; cover the exposed metal parts with rust inhibitor primer.



115 – giallo cromo



091 – rosso fuoco



160 – rosso scarlatto




109 – marrone

THINNING
0÷5


DRYING TIMES AT 68°F – 50% R.H.
to touch: 6-8 h to recoat: 24 h

PREPARATION DE LA SURFACE

Appliquer sur support propre, sec et sans aucune trace de graisse, d'huile ou de matière pouvant contaminer la peinture. **Bois neuf:** poncer pour retirer les poils du bois; appliquer une couche d'agent d'imprégnation. **Bois déjà vernis:** bien nettoyer en retirant les parties sur lesquelles la peinture risqué de pas bien adhérer; mastiquer et poncer si nécessaire. **Fer neuf:** dégraisser avec un diluant ou un détergent, puis appliquer une couche d'antirouille. **Fer déjà vernis:** racler l'éventuelle ancienne peinture pas adhérente; recouvrir d'antirouille les parties métalliques exposées.



111 – verde bottiglia



300 - bianco (*)



136 – blu capri



316 – nero (*)

(*) Lucido - Glossy - Poli
Satinato - Satin - Satiné

DILUTION
0÷5

SECHAGE A 20°C F – 50% H.R.
au toucher: 6-8 h recouvrable: 24 h


re.Touch
RITOCOCCO **FACILE**



 **FARBEX**

29016 Cortemaggiore
PIACENZA - ITALIA
Via Besenzone, 7
Tel. +39 0523 835361

www.farbex.it

